

# HS series








- Lame intercambiabili imbullonate
- Bolt-on interchangeable blades
- Lames interchangeables boulonnées
- Cuchillas intercambiables atornilladas
- Rotazione rinforzata con doppio motore di serie
- Reinforced rotation with dual motor as standard
- Rotation renforcée avec double moteur de série
- Rotación reforzada con doble motor de serie

Abbinamento ideale escavatore-attrezzatura  
Ideal excavator-attachment matching  
Association idéale excavateur-outil  
Combinación ideal excavadora-implemento

Abbinamento ammesso escavatore-attrezzatura  
Permitted excavator-attachment matching  
Association autorisée excavateur-outil  
Combinación permitida excavadora-implemento

	ton	9	10	15	16	12	13	19	20	19	20	25	26	24	25	30	31	31	32	40	42
----------------------------------------------------------------------------------	-----	---	----	----	----	----	----	----	----	----	----	----	----	----	----	----	----	----	----	----	----

	ton	4	5	7	8	6	7	10	12	9	10	15	16	14	15	20	21	19	20	25	26
----------------------------------------------------------------------------------	-----	---	---	---	---	---	---	----	----	---	----	----	----	----	----	----	----	----	----	----	----

			HS 10	HS 13	HS 20	HS 25	HS 32
	kg		950	1280	2020	2550	3150
A	mm		410	480	550	600	650
B	mm		370	395	480	530	570
L	mm		2050	2290	2700	2900	3100
	bar		350	350	350	350	350
	l/min.		180/250	180/250	180/250	200/300	250/350
	bar		140	140	140	140	140
	l/min		15/30	15/30	20/40	20/40	25/50

